

Name of Listed Equity: PILANI INVESTMENT & INDUSTRIES CORP LTD

Script Code:

Shareholding Pattern Filed under: Reg. 31(1)(b) Quarter Ended: 30/09/2016

Particulars	Yes	No
1 Whether the Listed Equity has issued any Partly Paid up shares?		No
2 Whether the Listed Equity has issued any Convertible Securities or Warrants?		No
3 Whether the Listed Equity has any shares against which Depository Receipts are issued?		No
4 Whether the Listed Equity has any shares in Locked-in?		No
5 Whether any shares held by Promoters are Pledge or otherwise encumbered?		No





TABLE I - SUMMARY STATEMENT HELD BY SPECIFIED ENTITIES

Category of Shareholders	No. of Shares Held	No. of Shares Held as of 31.12.2017	No. of Shares Held as of 31.12.2017	No. of Shares Held as of 31.12.2017	No. of Shares Held as of 31.12.2017	No. of Shares Held as of 31.12.2017	No. of Shares Held as of 31.12.2017	No. of Shares Held as of 31.12.2017	No. of Shares Held as of 31.12.2017	No. of Shares Held as of 31.12.2017	No. of Shares Held as of 31.12.2017	No. of Shares Held as of 31.12.2017	No. of Shares Held as of 31.12.2017	No. of Shares Held as of 31.12.2017	No. of Shares Held as of 31.12.2017	No. of Shares Held as of 31.12.2017
(A) Promoter & Promoter Group	453416	453416	453416	453416	453416	453416	453416	453416	453416	453416	453416	453416	453416	453416	453416	453416
(B) Public	5688	5688	5688	5688	5688	5688	5688	5688	5688	5688	5688	5688	5688	5688	5688	5688
(C) Non Promoter - Non Public																
(C1) Shares underlying OES																
(C2) Shares held by Employee Trusts																
TOTAL	459104	459104	459104	459104	459104	459104	459104	459104	459104	459104	459104	459104	459104	459104	459104	459104





TABLE II - STATEMENT SHOWING SHAREHOLDING OF THE PROMOTER AND PROMOTER GROUP

Category of Shareholders	CIN	Nos. of Shares Held	No. of Fully Paid-up Equity Shares Held	Underlying Depository Receipts	Shareholding as per SEBI, 1977	Shareholding as calculated as per SEBI, 1977	No. of Voting Rights	Total as a % of total voting rights	Convertible Securities (as a % of diluted share capital) (A)+(B)+(C)+(D)+(E)+(F)+(G)	Underlying 17 securities outstanding	No. of Shares in Shares (XII)	Number of Locked in Shares (XIII)	Number of Shares Held in Locked in Shares (XIV)	Number of Shares Held in Locked in Shares (XV)
(1) Indian														
(a) Individuals/Hindu undivided Family														
(b) Central Government/State Government														
(c) Financial Institutions/Banks														
(d) Any Other Bodies/Company														
(2) Foreign														
(a) Individuals (Non-Resident Individuals/Foreign Individuals)														
(b) Government														
(c) Institutions														
(d) Foreign Portfolio Investor														
(e) Any Other FPIs														
Sub-Total (A)+(1)		4534416	4534416	4534416	4534416	4534416	4534416	57.549	57.549	4534416	4534416	4534416	4534416	4534416



Total Shareholding of Promoter and Promoter Group (A)+(1)+(2)

TABLE III - STOCKHOLDING SHAREHOLDERSHIP OF THE PUBLIC SHAREHOLDERS

Category of shareholders Group	Nos. of Shareholders	No. of Partly Paid-up Equity Shares Held	No. of Partly Paid-up Equity Shares Held		Underlying Depository Receipts Held	Shareholding Calculated as per SEBI, 1957 (a)(b)(c)(d)	Number of Voting Rights (e)	No. of securities outstanding convertible securities (including warrants) (f)	Number of Locked in Shares (XII)		Number of Shares Registered or otherwise Held in demat form (XIII)
			Equity Shares Held	Partly Paid-up Equity Shares Held					Partly Locked in Shares (XII)	Locked in Shares (XII)	
(1) Institutions											
(a) Mutual Funds	3	19653	17800	0.253	19653	17800	0.250	0.250	17800	0.250	19553
(b) Venture Capital Funds											
(c) Alternative Investment Funds											
(d) Foreign Venture Capital Investors											
(e) Foreign Portfolio Investors											
(f) Financial Institutions/Banks											
(g) Insurance Companies											
(h) Provident Funds/Pension Funds											
(i) Any Other											
(2) Central Government/State Government(s)/President of India											
Sub-Total (XIV)											
	3	19653	17800	0.253	19653	17800	0.250	0.250	17800	0.250	19553
(3) Non-Institutions											
Sub-Total (XV)											
(a) Individuals	558	58871	58871	7.437	58871	58871	7.437	7.437	58871	7.437	50878
(b) Bodies Corporate	2	10000	10000	1.284	10000	10000	1.284	1.284	10000	1.284	10000
(c) Employee Trusts	195	240754	240754	30.591	240754	240754	30.591	30.591	240754	30.591	46267
(d) Overseas Depositors (holding 10% or more of the share capital)											
(e) Any Other	37	21653	21653	0.276	21653	21653	0.276	0.276	21653	0.276	21653
(4) Public Shareholding (Total)											
Sub-Total (XVI)											
	568	58924	58924	7.690	58924	58924	7.690	7.690	58924	7.690	50878
(5) Total Public Shareholding (Total)											
	568	58924	58924	7.690	58924	58924	7.690	7.690	58924	7.690	50878



TABLE III - SHREDFEM SECURITIES SHAREHOLDERSHIP OF THE PUBLIC STATEMENTS

Class Name of Shareholders	IPN	Nos. of Shares Paid-up	No. of Fully Paid-up Equity Shares Held	No. of Partly Paid-up Equity Depository Receipts	Underlying Depository Receipts	Underlying Shares Held	Total No. of Shares Held	Shareholding Calculated as per SRS 1977	No. of Voting Rights	(50)	No. of Shares Locked in Shares (XII)	% Assuming Full Conversion of convertible securities	Number of Locked Shares (XII)	% of otherwise unencumbered (XIII) Held in dematerialized form
VED		(XII)	(XIII)	(XIV)	(XV)	(XVI)	(XVII)	(XVIII)	(XIX)	(XX)	(XXI)	(XXII)	(XXIII)	(XXIV)

=(XII)+(XIII)+(XIV)


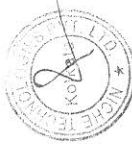


TABLE IV - STRAIGHT SHARES SHAREHOLDERSHIP OF THE MEN MEMBER - MEN PUBLIC SHAREHOLDER

Name of shareholders Category	No. of No. of Fully Paid-up Equity Shares Held					No. of Voting Rights		No. of Shares Chartered as Locked in Shares (XIII)	No. of Shares Chartered as Pending Conversion of convertible securities (XIV)	No. of Shares Chartered as Locked in Shares (XV)	No. of Shares Chartered as Pending Conversion of convertible securities (XVI)	No. of Shares Chartered as Locked in Shares (XVII)	No. of Shares Chartered as Pending Conversion of convertible securities (XVIII)
	Shareholders	Paid-up	Equity	Shares Held	Total	Class X	Class Y						

(1) Distributor, DR Holder
(2) Employee Benefit Trust (under SEBI (Share Based Employee Benefit) Regulations, 2016)

Total Non-Founder - Non-Public Shareholding (C)+(D)+(E)+(F)

